


**University Center abdelhafid boussouf – Mila – Algeria**




# Communication and expression technique (TCE anglais)


**For L2 students of; biology sciences, Ecology and environment, Biotechnology**

*By Dr. Sahraoui A.S*

**2023/2024**

# *Class Goals*

 Learn and apply the methods of collecting useful and essential information for the synthesis of ;

 ✓ Written format (Lab report, End of study dissertation , Article abstracts..etc)



✓ Oral format (Dissertation defense, A presentation ...etc)

 Application of English grammar in a scientific context

## *Class Content*

- Text study ; observation, analyze, written expression,
- Terminology,
- Bibliographic research methodology,
- Methods for writing scientific reports.

# *Introduction*

Communicating effectively will benefit you in every aspect of your life.

Good communication skills impact your relationship with every person you interact with.

Leaders need to communicate their messages to people within their teams clearly.



# *Introduction*

Your ability to communicate well can create a stronger sense of teamwork among your teammate , students , employees ..etc.

If you're not communicating effectively, you won't be able to lead others very well.



# 1- Verbal Communication



The most common form of communication is the spoken word.

It can be used to convey information,  
ask questions or request a response from others.


Verbal communication includes all forms of speech, such as



talking,



shouting,



reading aloud.



whispering,



singing,

# 1- Non-Verbal Communication

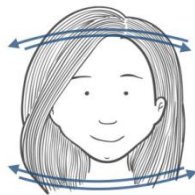
There are many other ways that people communicate with each other without using words.

Nonverbal communication includes;

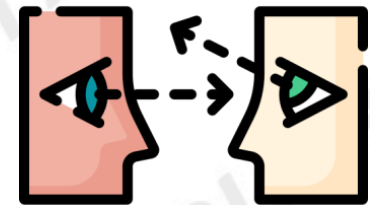
nodding, shaking hands, pointing, eye contact, smiling, frowning, standing up straight, sitting down, crossing arms, etc



head nod



headshake





## 2- Non-Verbal Communication

These gestures help us understand what another person means when they speak. We also use non-verbal cues to express ourselves to others.

For example ;

if someone smiles at me while I'm speaking to him, he might be expressing interest in what I have to say.



Or if he leans back in his chair, it tells me that he doesn't want to hear what I am saying.







**Non-Verbal Communication**

## 3- *Written Communication*

The written word has been an important means of communication since ancient times. Written communication includes letters, e-mails, faxes, reports, and other written messages.

Written messages include text on paper , on computer and on smartphone screens.

Writing allows us to store large amounts of information quickly and easily.




## 4. Visual Communication

Another way that we communicate with each other is through pictures or images.

Visual communication includes;

photographs, paintings, diagrams, charts, maps, graphs, drawings, sketches, animations, and videos.



## 5- Improving Communication Skills

If you want to improve your communication skills and become an effective leader, here are some tips:

1) Listen more than you talk - Ask questions that help you understand the other person's point of view. This is one way to get information from someone else.



2) Show interest - Don't just listen; show interest by asking about what is being said. You'll gain respect when you show interest in what they have to say.



3) Be clear - Make sure everyone understands exactly what you mean. Avoid using vague words like "maybe" or "kind of."

## 5- Improving Communication Skills

4) Use appropriate body language - Stand up straight, keep eye contact, make gestures with your hands, and smile. These actions send signals to the listener that you care about them and respect them.

5) Don't interrupt - Let people finish what they are saying before responding. Interruptions cause listeners to lose focus.



**Body Language**

6) Keep your emotions under control - When you feel angry, frustrated or upset, take a few deep breaths and count to ten. Then tell yourself that you will remain calm and collected until you've had time to think things over.

# *Scientific text*



We talk about scientific texts when we refer to all those written texts that contain information related to concepts, theories or other series of topics that are based on scientific knowledge, which is why they are written following a specialized technical language for the audience to which they are addressed.

It is often a type of text that arises as a result of a research process, in which different data and related aspects are recorded. It is presented in an organized and systematic way in which ; process descriptions, results and data, conclusions among other fundamental elements, are added

# *Scientific text*



## ➤ **Main characteristics of a scientific text**

Good scientific writing is:

**Clear** : it avoids unnecessary detail

**Simple** : it uses direct language, avoiding vague or complicated sentences. Technical terms and jargon are used only when they are necessary for accuracy

**Impartial** : it avoids making assumptions (Everyone knows that ...) and unproven statements (It can never be proved that ...). It presents how and where data were collected and supports its conclusions with evidence



# *Scientific text*



## ➤ **Main characteristics of a scientific text**

Good scientific writing is:

**Structured logically** : ideas and processes are expressed in a logical order.

The text is divided into sections with clear headings;

**Accurate** : it avoids vague and ambiguous language such as about, approximately, almost

**Objective** : statements and ideas are supported by appropriate evidence that demonstrates how conclusions have been drawn as well as acknowledging the work of others.

## *Scientific text*



### ➤ **The purpose of a scientific text:**

The purpose of a scientific text is to inform, or to provide an explanation. When the author wants to provide an explanation for a scientific phenomenon, they will clearly explain a process or a scientific concept.

Texts that provide an explanation are written simply to present information to the reader.

# *Scientific text*



## **Scientific text analysis:**

1. Begin by reading the introduction, not the abstract.
2. Identify the big question.
3. Summarize the background in five sentences or less.
4. Identify the specific question(s).
5. Identify the approach.
6. Read the methods section.
7. Read the results section and you finish with the conclusion.

## *Scientific text*



### **\*What tense to use in scientific writing?**

Using the right tense: In your scientific paper, use verb tenses (past, present, and future) exactly as you would in ordinary writing.

Use the past tense to report what happened in the past: what you did, what someone reported, what happened in an experiment, and so on.